

STARLIGHT SKYLIGHTS



★ **Quick and Easy
Installation**

★ **Leak Proof**

★ **Reduced Energy
Costs**

★ **Custom Sizes
and Shapes**

★ **Clean, Smooth
Appearance**

PRODUCT OF ORCA MANUFACTURING, INC.

Vented and Fixed Skylights


- **Quick and Easy Installation** - Starlight Skylights are installed literally in a fraction of the time it takes to install competitors' skylights. The Starlight Skylight is fully assembled at the factory. No assembly on the roof saves installer time and money.
- **Leak Proof** - Unique Double Flashing System combined with TIG welded construction absolutely guarantees no air infiltration or water leaks. Pitch of 3/12 - 8/12.
- **Custom Sizes and Shapes** - Starlight Skylights are available in fourteen standard sizes or in custom sizes and shapes by special order.
- **Clean, Smooth Appearance** - Welded construction of Starlight Skylights provides a superior clean, smooth appearance compared with the screwed and riveted construction of rival skylights.
- **Reduced Energy Costs** - Starlight Skylights are insulated with SuperSpacer which dramatically improves the glazing's edge performance, reducing condensation and energy costs. They feature a variety of energy efficient, tempered glazings - Low E, Grey, Bronze, and Solex in addition to clear glass, saving on utility bills.
- **Flat Roof Models** - Flat roof applications are available from Starlight Skylights.

Special Skylight Applications Made to Order

Variety of Glazings

All Starlight Skylights and Curb Mounts use energy efficient tempered insulated clear glass. Your choice of Low-E, Grey, Bronze, or Solex tints are available to save on utility bills.

Custom Sizes,
Shapes, and
Colors



Curb Mounts;
Fixed and Vented



Special Features

- STEP FLASHING packed in every carton, combined with integral perimeter flashing, makes leaks nonexistent. Special flashing kits are available for multiple combinations.
- TOP QUALITY TRUTH BRAND HARDWARE is strong, smooth operating, reliable, and guaranteed for life.
- WINDOWS OPEN OUT WITHOUT REMOVING SCREEN

HEAVY GAUGE ALUMINUM SASH
Allows narrow line profile with a smooth, long-lasting finish. Welded corners are the ultimate in leak protection.

TEMPERED INSULATED GLASS Various tints and glazing options available.

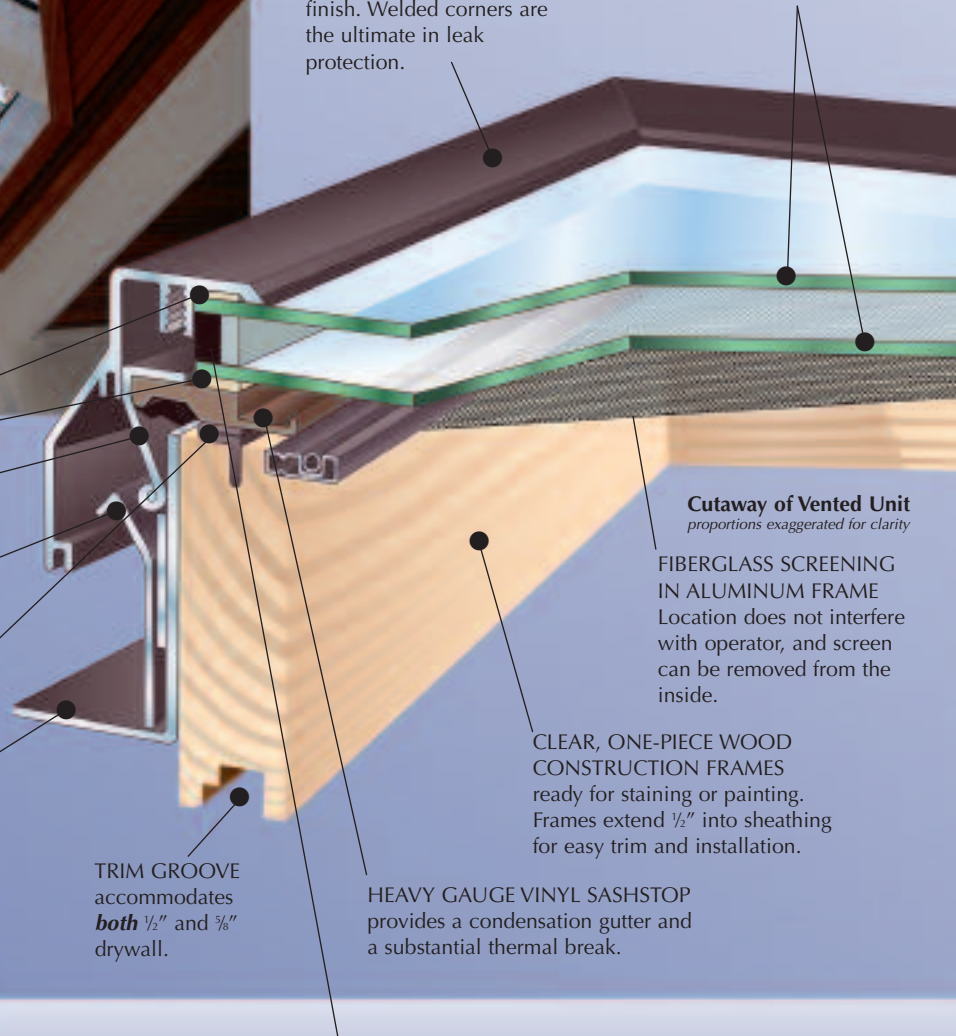
CLOSED CELL PVC FOAM GLAZING TAPE

CONTINUOUS FULL-LENGTH HINGE assures perfect alignment and eliminates wind vibration.

BUILT-IN ICE AND SPLASH GUARDS allow venting unit installation without expensive additional splash deflectors.

HEAVY DUTY Q-LON® GASKET
Q-lon® gaskets feature a double air seal which provides years of airtight sealing.

INTEGRAL PERIMETER FLASHING
Welded aluminum construction is another unique feature of this truly watertight system.



Cutaway of Vented Unit
proportions exaggerated for clarity

FIBERGLASS SCREENING IN ALUMINUM FRAME
Location does not interfere with operator, and screen can be removed from the inside.

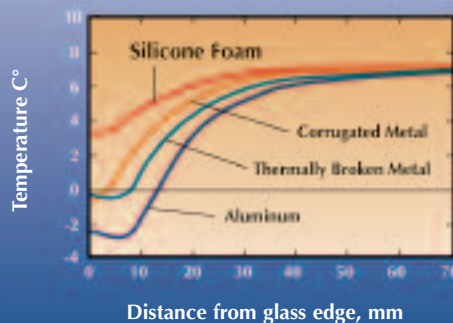
CLEAR, ONE-PIECE WOOD CONSTRUCTION FRAMES ready for staining or painting. Frames extend 1/2" into sheathing for easy trim and installation.

HEAVY GAUGE VINYL SASHSTOP provides a condensation gutter and a substantial thermal break.

TRIM GROOVE accommodates **both 1/2" and 3/8"** drywall.

SILICONE FOAM SPACER - "Warm Edge" Technology

Silicone foam spacer bars reduce condensation and energy costs



Insulated spacer bars vary in the amount of improvement they make to the thermal performance of skylights. The higher the thermal resistance of the spacer bar, the higher the temperature will remain on the warm side of the unit. Overall, silicone foam showed the highest thermal resistance, aluminum the lowest.

From *Building Performance News*, Issue No.14, Spring 1992.

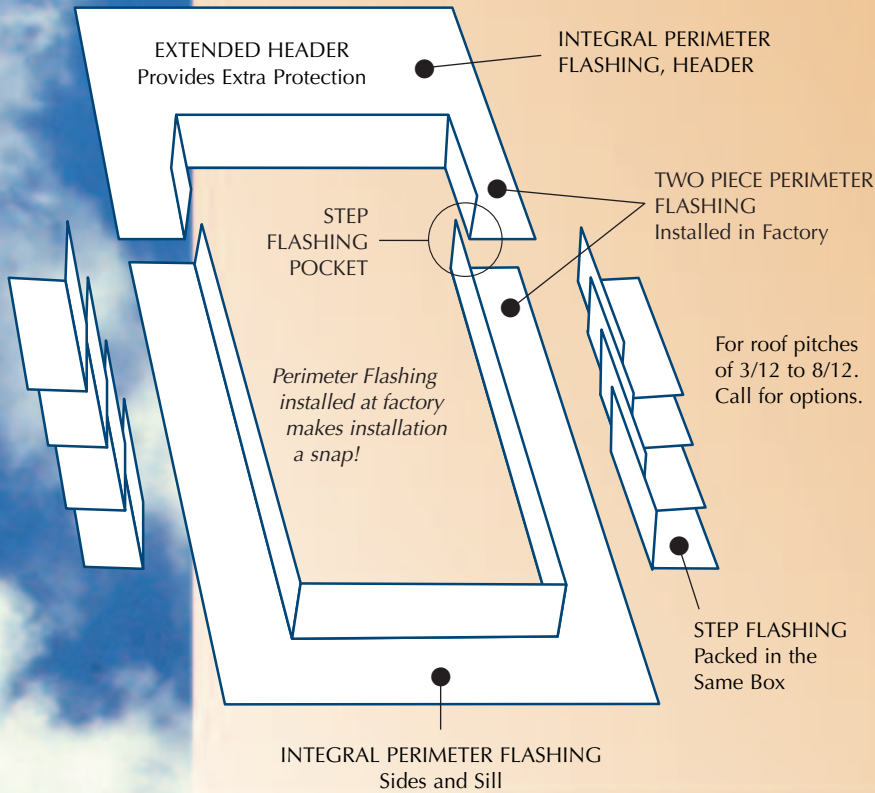


Flat Roof Application

Starlight Skylights' Unique Double Flashing System

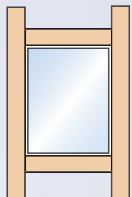
Starlight Skylights utilize a unique "Double Flashing System." No other skylight has it.

- **First**, a two piece integral perimeter flashing is installed at the factory. This integral flashing allows the Starlight Skylight to be removed from the box and immediately installed in the rough opening. No pieces and parts to worry about, no disassembly, and no lengthy instruction manual.
- **Second**, as the shingles are being applied step flashing, which is supplied in the same box as the Starlight Skylight, is installed. A step flashing retainer is built into all Starlight Skylights. No small nails, glue or mastics are required as in some systems.
- **Advantages:** The perimeter flashing makes the unit easy to install and eliminates air filtration. The step flashing makes the installation leak proof.



Models and Dimensions


- Fixed and vented units have the same profile dimensions. Excellent for multiple combinations.
- All units are sized to conform to American construction techniques.
- Standard models come with clear insulated glass. Call for glazing options.



For 16" centers		Model: Fixed	1424F	1436F	1448F
		Model: Vented	1424V	1436V	1448V
Dimensions (W x H) in inches	Frame: Outside	14 x 24	14 x 36	14 x 48	
	Rough Opening	14½ x 24½	14½ x 36½	14½ x 48½	
	Daylight Opening*	12 x 22	12 x 34	12 x 46	

◀ Great for bathrooms, kitchens, and manufactured homes.

For 24" centers		Model: Fixed	2222F	2230F	2239F	2246F	2257F	2270F
		Model: Vented	2222V	2230V	2239V	2246V	2257V	2270V
Dimensions (W x H) in inches	Frame: Outside	22 x 22	22 x 30	22 x 39	22 x 46	22 x 57	22 x 70	
	Rough Opening	22½ x 22½	22½ x 30½	22½ x 39½	22½ x 46½	22½ x 57½	22½ x 70½	
	Daylight Opening*	20 x 20	20 x 28	20 x 37	20 x 44	20 x 55	20 x 68	



Across two 16" centers		Model: Fixed	3030F	3039F	3046F	3057F
		Model: Vented	3030V	3039V	3046V	3057V
Dimensions (W x H) in inches	Frame: Outside	30 x 30	30 x 39	30 x 46	30 x 57	
	Rough Opening	30½ x 30½	30½ x 39½	30½ x 46½	30½ x 57½	
	Daylight Opening*	28 x 28	28 x 37	28 x 44	28 x 55	

*Biggest glass opening per frame size.

Across two 24" centers		Model: Fixed	4630F	44¾ x 46¾ F	4646F
		Model: Vented	4630V	44¾ x 46¾ V	4646V
Dimensions (W x H) in inches	Frame: Outside	46 x 30	44¾ x 46¾	46 x 46	
	Rough Opening	46½ x 30½	44¾ x 46¾	46½ x 46½	
	Daylight Opening*	44 x 28	42¾ x 44¾	44 x 44	

Note: Standard Skylight model sizes are not necessarily in stock. Please call your dealer for availability. Custom sizes are also available to suit your every need. Please call for options.



P.O. BOX 2186
EASTON, MD 21601
800-776-1539

DISTRIBUTOR:

www.starlightskylights.com